



Calibration Certificate

Certificate No. **03250A**

Page 1 of 3 Pages

Customer : Lam Geotechnics Limited

Address : 11/F., Centre Point, 181-185 Gloucester Road, Wanchai, Hong Kong

Order No. : Q01282

Date of receipt : 14-Jun-10

Item Tested

Description : Precision Integrating Sound Level Meter

Manufacturer : ONO SOKKI

Model : LA-5110

Serial No. : 72302293

Test Conditions

Date of Test : 21-Jun-10

Supply Voltage : --

Ambient Temperature : (23 ± 3)°C

Relative Humidity : (50 ± 25) %

Test Specifications

Calibration check.

Ref. Document/Procedure: Z01.

Test Results

All results were within the IEC 651 Type 1 & IEC 804 Class 1 specification.

The results are shown in the attached page(s).

Main Test equipment used:


<u>Equipment No.</u>	<u>Description</u>	<u>Cert. No.</u>	<u>Traceable to</u>
S017	Multi-Function Generator	C101623	SCL-HKSAR
S024	Sound Level Calibrator	93758	NIM-PRC & SCL-HKSAR

The values given in this Calibration Certificate only relate to the values measured at the time of the test and any uncertainties quoted will not include allowance for the equipment long term drift, variations with environmental changes, vibration and shock during transportation, overloading, mis-handling, or the capability of any other laboratory to repeat the measurement. Hong Kong Calibration Ltd. shall not be liable for any loss or damage resulting from the use of the equipment.

The test equipment used for calibration are traceable to International System of Units (SI).

The test results apply to the above Unit-Under-Test only

Calibrated by : 
P. F. Wong

Approved by : 
Dorothy Cheuk

This Certificate is issued by:

Hong Kong Calibration Ltd.

Unit 8B, 24/F., Well Fung Industrial Centre, No. 58-76, Ta Chuen Ping Street, Kwai Chung, NT, Hong Kong.

Tel: 2425 8801 Fax: 2425 8646

Date: 8-Oct-10



Calibration Certificate

Certificate No. **03250A**

Page 2 of 3 Pages

Results :

1. SPL Accuracy

UUT Setting		Frequency Weighting	Dynamic Characteristic	Applied Value (dB)	UUT Reading (dB)
Level Range	Filter				
40 - 100 dB	OFF	A	FAST	94.03	94.0
			SLOW		94.0
		C	FAST		94.0
60 - 120 dB	OFF	A	FAST	94.03	94.0
			SLOW		94.0
		C	FAST		94.0
60 - 120 dB	OFF	A	FAST	113.97	113.9
			SLOW		113.9
		C	FAST		113.9

IEC 651 Type 1 Spec. : ± 0.7 dB

Uncertainty : ± 0.1 dB

2. Level Stability : 0.0 dB

IEC 651 Type 1 Spec. : ± 0.3 dB


Uncertainty : ± 0.01 dB

3. Linearity

3.1 Level Linearity

UUT Range (dB)	Applied Value (dB)	UUT Reading (dB)	Variation (dB)	IEC 651 Type 1 Spec. (Primary Indicator Range)
130	114.0	114.1	+0.1	± 0.7 dB
130	104.0	104.1	+0.1	
120	94.0	94.0 (Ref.)	--	
110	84.0	84.0	0.0	
100	74.0	74.1	+0.1	
90	64.0	64.1	+0.1	
80	54.0	54.0	0.0	

Uncertainty : ± 0.1 dB



Calibration Certificate

Certificate No. 03250A

Page 3 of 3 Pages

3.2 Differential level linearity

UUT Range (dB)	Applied Value (dB)	UUT Reading (dB)	Variation (dB)	IEC 651 Type 1 Spec.
120	84.0	84.0	0.0	± 0.4
	94.0	94.0 (Ref.)	--	
	95.0	95.0	0.0	± 0.2

Uncertainty : ± 0.1 dB

4. Frequency Weighting A weighting

Frequency	Attenuation (dB)	IEC 651 Type 1 Spec.
31.5 Hz	-40.5	- 39.4 dB, ± 1.5 dB
63 Hz	-26.9	- 26.2 dB, ± 1.5 dB
125 Hz	-16.9	- 16.1 dB, ± 1 dB
250 Hz	-9.1	- 8.6 dB, ± 1 dB
500 Hz	-3.5	- 3.2 dB, ± 1 dB
1 kHz	0.0 (Ref.)	0 dB, ± 1 dB
2 kHz	+1.5	+ 1.2 dB, ± 1 dB
5 kHz	+1.2	+ 1.0 dB, ± 1 dB
8 kHz	-1.0	- 1.1 dB, + 1.5 dB ~ - 3 dB
16 kHz	-7.0	- 6.6 dB, + 3 dB ~ ∞

Uncertainty : ± 0.1 dB

5. Time Averaging

Applied Burst duty Factor	Applied Leq Value (dB)	UUT Reading (dB)	IEC 804 Type 1 Spec.
continuous	40.0	40.0	--
1/10	40.0	40.0	± 0.5 dB
1/10 ²	40.0	40.0	
1/10 ³	40.0	40.1	± 1.0 dB
1/10 ⁴	40.0	39.9	

Uncertainty : ± 0.1 dB

Remarks : 1. UUT : Unit-Under-Test

2. The uncertainty claimed is for a confidence probability of not less than 95%.

3. Atmospheric Pressure : 1 000 hPa.

4. This certificate is supersede our former certificate no. 03250.

----- END -----



Calibration Certificate

Certificate No. 03445

Page 1 of 2 Pages

Customer : Lam Geotechnics Limited

Address : 11/F., Centre Point, 181-185 Gloucester Road, Wanchai, Hong Kong

Order No. : Q01282

Date of receipt : 14-Jun-10

Item Tested

Description : Sound Level Calibrator (EL078)

Manufacturer : ONO SOKKI

Model : SC-2110

Serial No. : 00393

Test Conditions

Date of Test : 21-Jun-10

Supply Voltage : --

Ambient Temperature : (23 ± 3)°C

Relative Humidity : (50 ± 25) %

Test Specifications

Calibration check.

Ref. Document/Procedure: Z02.

Test Results

All results were within the IEC 942 Class 2 specification.

The results are shown in the attached page(s).

Main Test equipment used:


<u>Equipment No.</u>	<u>Description</u>	<u>Cert. No.</u>	<u>Due Date</u>	<u>Traceable to</u>
S024	Sound Level Calibrator	93758	16-Jul-10	NIM-PRC & SCL-HKSAR
S041	Universal Counter	94005	6-Aug-10	SCL-HKSAR

The values given in this Calibration Certificate only relate to the values measured at the time of the test and any uncertainties quoted will not include allowance for the equipment long term drift, variations with environmental changes, vibration and shock during transportation, overloading, mis-handling, or the capability of any other laboratory to repeat the measurement. Hong Kong Calibration Ltd. shall not be liable for any loss or damage resulting from the use of the equipment.

The test equipment used for calibration are traceable to International System of Units (SI).

The test results apply to the above Unit-Under-Test only

Calibrated by : 
P. F. Wong

Approved by : 
Dorothy Cheuk

This Certificate is issued by:

Hong Kong Calibration Ltd.

Unit 8B, 24/F., Well Fung Industrial Centre, No. 58-76, Ta Chuen Ping Street, Kwai Chung, NT, Hong Kong.

Tel: 2425 8801 Fax: 2425 8846

Date: 25-Jun-10



Calibration Certificate

Certificate No. 03445

Page 2 of 2 Pages

Results :

1. Level Accuracy (at 1 kHz)

UUT Nominal Value (dB)	Measured Value (dB)	IEC 942 Class 2 Spec.
94	94.05	± 0.5 dB

Uncertainty : ± 0.2 dB

2. Frequency Accuracy

UUT Nominal Value (kHz)	Measured Value (kHz)	IEC 942 Class 2 Spec.
1	0.998	± 4 %

Uncertainty : ± 0.1 %

3. Level Stability : 0.0 dB

IEC 942 Class 2 Spec. : ± 1.2 dB

Uncertainty : ± 0.01 dB

4. Total Harmonic Distortion : < 1.2 %

IEC 942 Class 1 Spec. : < 3 %

Uncertainty : ± 2.3 % of reading

Remark : 1. UUT : Unit-Under-Test

2. The above measured values are the mean of 3 measurements.

3. The uncertainty claimed is for a confidence probability of not less than 95%.

4. Atmospheric Pressure : 1 000 hPa.

----- END -----



Calibration Certificate

Certificate No. **06680**

Page 1 of 4 Pages

Customer : Lam Geotechnics Limited

Address : 11/F, Centre Point, 181-185 Gloucester Road, Wanchai, Hong Kong.

Order No. : Q02553

Date of receipt : 18-Nov-10

Item Tested

Description : Precision Integrating Sound Level Meter

Manufacturer : ACO

Model : Type 6224

Serial No. : 050112

Test Conditions

Date of Test : 19-Nov-10

Supply Voltage : --

Ambient Temperature : $(23 \pm 3)^\circ\text{C}$

Relative Humidity : $(50 \pm 25) \%$

Test Specifications

Calibration check.

Ref. Document/Procedure: Z01.

Test Results

All results were within the IEC 651 Type 1 & 804 Type I Specification.


The results are shown in the attached page(s).


Main Test equipment used:

<u>Equipment No.</u>	<u>Description</u>	<u>Cert. No.</u>	<u>Traceable to</u>
S017A	Multi-Function Generator	00804	SCL-HKSAR
S024	Sound Level Calibrator	04062	NIM-PRC & SCL-HKSAR

The values given in this Calibration Certificate only relate to the values measured at the time of the test and any uncertainties quoted will not include allowance for the equipment long term drift, variations with environmental changes, vibration and shock during transportation, overloading, mis-handling, or the capability of any other laboratory to repeat the measurement. Hong Kong Calibration Ltd. shall not be liable for any loss or damage resulting from the use of the equipment.

The test equipment used for calibration are traceable to International System of Units (SI).
The test results apply to the above Unit-Under-Test only

Calibrated by : 
P. F. Wong

Approved by : 
Dorothy Cheuk

This Certificate is issued by:
Hong Kong Calibration Ltd.
Unit 8B, 24/F., Well Fung Industrial Centre, No. 58-76, Ta Chuen Ping Street, Kwai Chung, NT, Hong Kong.
Tel: 2425 8801 Fax: 2425 8646

Date: 23-Nov-10



Calibration Certificate

Certificate No. 06680

Page 2 of 4 Pages

Results :

1. SPL Accuracy

UUT Setting			Applied Value (dB)	UUT Reading (dB)
Level Range (dB)	Weight	Time Const.		
20 – 100	L _A	Fast	94.0	94.3
		Slow		94.3
	L _C	Fast		94.3
30 – 120	L _A	Fast	94.0	94.4
		Slow		94.4
	L _C	Fast		94.4
30 – 120	L _A	Fast	114.0	94.3
		Slow		94.3
	L _C	Fast		94.3

IEC 651 Type 1 Spec. : ± 0.7 dB

Uncertainty : ± 0.1 dB

2. Level Stability : 0.0 dB

IEC 651 Type 1 Spec. : ± 0.3 dB

Uncertainty : ± 0.01 dB

3. Linearity

3.1 Level Linearity

UUT Range (dB)	Applied Value (dB)	UUT Rdg (dB)	Variation (dB)	IEC 651 Type 1 Spec. (Primary Indicator Range)
140	114.0	114.5	+0.1	± 0.7 dB
130	104.0	104.4	0.0	
120	94.0	94.4 (Ref.)	--	
110	84.0	84.1	-0.3	
100	74.0	74.2	-0.2	
90	64.0	64.1	-0.3	
80	54.0	54.1	-0.3	

Uncertainty : ± 0.1 dB



Calibration Certificate

Certificate No. 06680

Page 3 of 4 Pages

3.2 Differential level linearity

UUT Range (dB)	Applied Value (dB)	UUT Rdg (dB)	Variation (dB)	IEC 651 Type 1 Spec.
120	84.0	84.1	-0.3	± 0.4
	94.0	94.4 (Ref.)	- -	
	95.0	95.4	0.0	± 0.2

Uncertainty : ± 0.1 dB

4. Frequency Weighting

A weighting

Frequency	Attenuation (dB)	IEC 651 Type 1 Spec.
31.5 Hz	-39.3	- 39.4 dB, ± 1.5 dB
63 Hz	-26.2	- 26.2 dB, ± 1.5 dB
125 Hz	-16.1	- 16.1 dB, ± 1 dB
250 Hz	-8.7	- 8.6 dB, ± 1 dB
500 Hz	-3.3	- 3.2 dB, ± 1 dB
1 kHz	0.0 (Ref)	0 dB, ± 1 dB
2 kHz	+1.3	+ 1.2 dB, ± 1 dB
4 kHz	+0.9	+ 1.0 dB, ± 1 dB
8 kHz	-1.2	- 1.1 dB, + 1.5 dB ~ -3 dB
16 kHz	-5.8	- 6.6 dB, + 3 dB ~ - ∞

Uncertainty : ± 0.1 dB



Calibration Certificate

Certificate No. 06680

Page 4 of 4 Pages

4. Time Averaging

Applied Burst duty Factor	Applied Leq Value (dB)	UUT Reading (dB)	IEC 804 Type 1 Spec.
continuous	40.0	40.0	--
1/10	40.0	39.9	± 0.5 dB
1/10 ²	40.0	39.9	
1/10 ³	40.0	40.3	± 1.0 dB
1/10 ⁴	40.0	40.3	

Uncertainty : ± 0.1 dB

- Remark : 1. UUT : Unit-Under-Test
2. The uncertainty claimed is for a confidence probability of not less than 95%.
3. Atmospheric Pressure : 1 009 hPa.

----- END -----



Calibration Certificate

Certificate No. **06681**

Page 1 of 2 Pages

Customer : Lam Geotechnics Limited

Address : 11/F, Centre Point, 181-185 Gloucester Road, Wanchai, Hong Kong.

Order No. : Q02553

Date of receipt : 18-Nov-10

Item Tested

Description : Sound Level Calibrator (EL469)

Manufacturer : ACO

Model : --

Serial No. : 050213

Test Conditions

Date of Test : 19-Nov-10

Supply Voltage : --

Ambient Temperature : (23 ± 3)°C

Relative Humidity : (50 ± 25) %

Test Specifications

Calibration check.

Ref. Document/Procedure: F21, Z02.

Test Results

All results were within the IEC 942 Class 1 specification.

The results are shown in the attached page(s).

Main Test equipment used:


<u>Equipment No.</u>	<u>Description</u>	<u>Cert. No.</u>	<u>Traceable to</u>
S014	Spectrum Analyzer	03926	NIM-PRC & SCL-HKSAR
S024	Sound Level Calibrator	04062	NIM-PRC & SCL-HKSAR
S041	Universal Counter	04461	SCL-HKSAR
S206	Sound Level Meter	04462	SCL-HKSAR

The values given in this Calibration Certificate only relate to the values measured at the time of the test and any uncertainties quoted will not include allowance for the equipment long term drift, variations with environmental changes, vibration and shock during transportation, overloading, mis-handling, or the capability of any other laboratory to repeat the measurement. Hong Kong Calibration Ltd. shall not be liable for any loss or damage resulting from the use of the equipment.

The test equipment used for calibration are traceable to International System of Units (SI).

The test results apply to the above Unit-Under-Test only

Calibrated by : 
P. F. Wong

Approved by : 
Dorothy Cheuk

Date: 23-Nov-10



Calibration Certificate

Certificate No. 06681

Page 2 of 2 Pages

Results :

1. Level

UUT Nominal Value (dB)	Measured Value (dB)	IEC 942 Class 1 Spec.
94	94.22	± 0.3 dB

The above measured values are the mean of 3 measurements.

Uncertainty : ± 0.1 dB

2. Frequency

UUT Nominal Value	Measured Value	IEC 942 Class 1 Spec.
1 kHz	0.9834 kHz	± 2 %

Uncertainty : ± 3.6 x 10⁻⁶

3. Level Stability : 0.0 dB

IEC 942 Class 1 Spec. : ± 0.1 dB

Uncertainty : ± 0.01 dB

4. Total Harmonic Distortion : < 0.2 %

IEC 942 Class 1 Spec. : < 3 %

Uncertainty : ± 2.3 % of reading

Remark : 1. UUT : Unit-Under-Test

2. The uncertainty claimed is for a confidence probability of not less than 95%.

3. Atmospheric Pressure : 1 009 hPa.

----- END -----



TISCH ENVIRONMENTAL, INC.
 145 SOUTH MIAMI AVE.
 VILLAGE OF CLEVELAND, OH 45002
 513.467.9000
 877.263.7610 TOLL FREE
 513.467.9009 FAX
 WWW.TISCH-ENV.COM

AIR POLLUTION MONITORING EQUIPMENT

ORIFICE TRANSFER STANDARD CERTIFICATION WORKSHEET TE-5025A

Date - Jun 28, 2010 Rootsometer S/N 9833620 Ta (K) - 298
 Operator Tisch Orifice I.D. - 0005 Pa (mm) - 745.49

PLATE OR Run #	VOLUME START (m3)	VOLUME STOP (m3)	DIFF VOLUME (m3)	DIFF TIME (min)	METER	ORFICE
					DIFF Hg (mm)	DIFF H2O (in.)
1	NA	NA	1.00	1.3860	3.2	2.00
2	NA	NA	1.00	0.9740	6.4	4.00
3	NA	NA	1.00	0.8730	7.9	5.00
4	NA	NA	1.00	0.8320	8.8	5.50
5	NA	NA	1.00	0.6850	12.7	8.00

DATA TABULATION

Vstd	(x axis) Qstd	(y axis)	Va	(x axis) Qa	(y axis)
0.9767	0.7047	1.4006	0.9957	0.7184	0.8941
0.9725	0.9985	1.9808	0.9914	1.0179	1.2645
0.9704	1.1116	2.2146	0.9893	1.1332	1.4137
0.9693	1.1650	2.3227	0.9882	1.1877	1.4828
0.9641	1.4075	2.8013	0.9829	1.4349	1.7883
Qstd slope (m) = 1.99628			Qa slope (m) = 1.25003		
intercept (b) = -0.00699			intercept (b) = -0.00446		
coefficient (r) = 0.99995			coefficient (r) = 0.99995		
y axis = SQRT[H2O(Pa/760)(298/Ta)]			y axis = SQRT[H2O(Ta/Pa)]		

CALCULATIONS

$$Vstd = \text{Diff. Vol} [(Pa - \text{Diff. Hg}) / 760] (298 / Ta)$$

$$Qstd = Vstd / \text{Time}$$

$$Va = \text{Diff Vol} [(Pa - \text{Diff Hg}) / Pa]$$

$$Qa = Va / \text{Time}$$

For subsequent flow rate calculations:

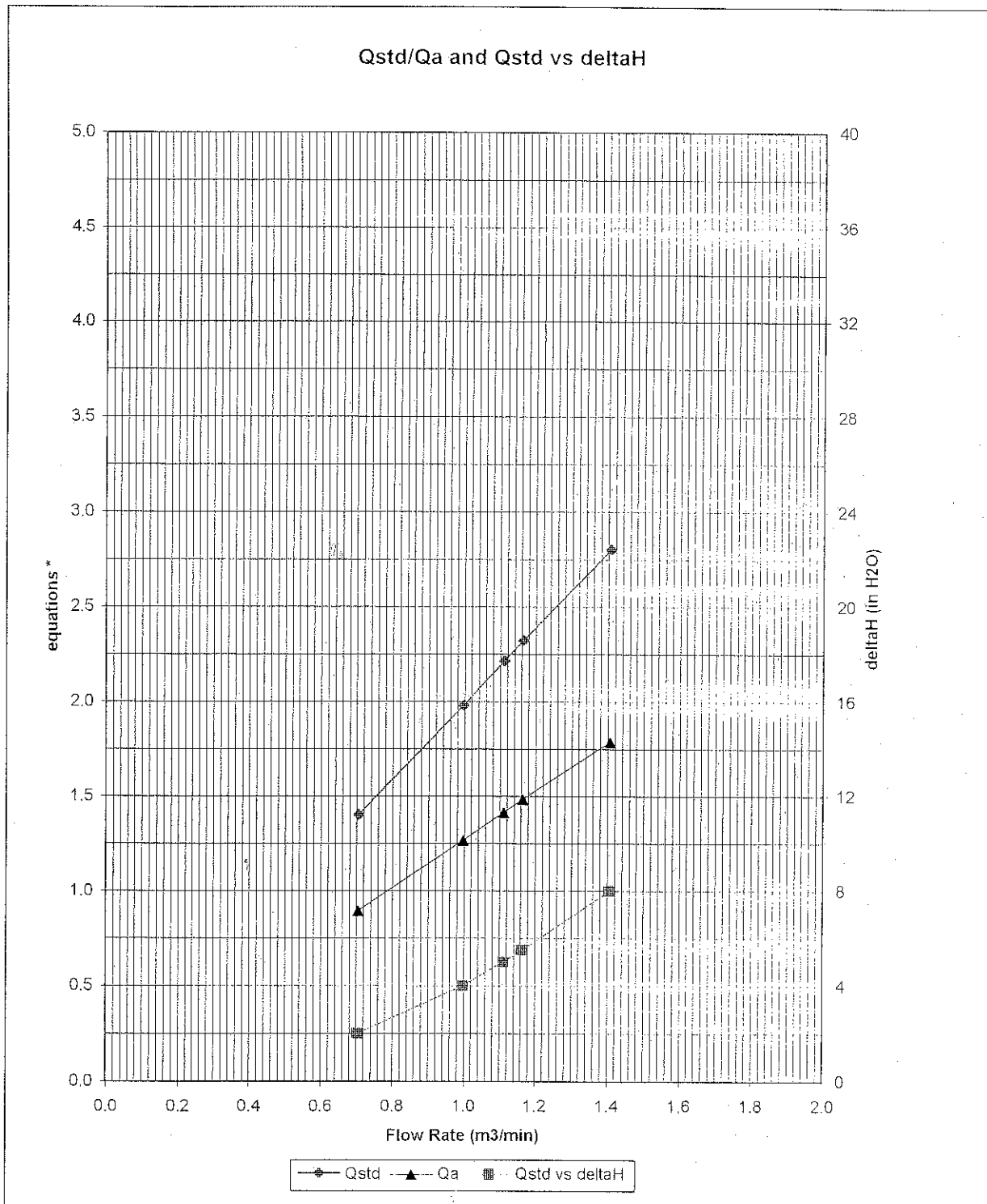
$$Qstd = 1/m \{ [\text{SQRT}(\text{H2O}(\text{Pa}/760)(298/\text{Ta}))] - b \}$$

$$Qa = 1/m \{ [\text{SQRT} \text{H2O}(\text{Ta}/\text{Pa})] - b \}$$



TISCH ENVIRONMENTAL, INC.
 145 SOUTH MIAMI AVE.
 VILLAGE OF CLEVELAND, OH 45002
 513.467.9000
 877.263.7610 TOLL FREE
 513.467.9009 FAX
 WWW.TISCH-ENV.COM

AIR POLLUTION MONITORING EQUIPMENT



* y-axis equations:

Qstd series:
$$\sqrt{\Delta H \left(\frac{P_a}{P_{std}} \right) \left(\frac{T_{std}}{T_a} \right)}$$

Qa series:
$$\sqrt{(\Delta H (T_a / P_a))}$$

#0005

CERTIFICATE OF CALIBRATION

Certificate No. : 2KS100612-7

Page 1 of 2

Calibration of :

Description :	Sound Level Meter	,	Microphone
Manufacture :	Brüel & Kjær		
Type No. :	2250	,	4950
Serial No. :	2722310		2698702

Client :

Lam Geotechnics Limited
11/F, Centre Point
181-185 Gloucester Road
Wanchai
Hong Kong

Calibration Conditions :

Air Temperature :	23	°C
Air Pressure :	101.9	kPa
Relative Humidity :	62	%

Test Specifications :

The Sound Level Meter has been calibrated in accordance with the requirements as specified in IEC 60651 and IEC 60804 type 1, and vendor specific procedures.

The measurements has been performed with the assistance of :
Brüel & Kjær's Sound Level Meter Calibration System B&K 9600 CAL2238A, Ver.25.10.1999
The standard(s) and instrument(s) used in the calibration are traceable to international standard and are calibrated on a schedule which is adjusted to maintain the required accuracy level.

Test Result :

A list of the performed (sub) tests is stated on page 2 of this certificate. Actual Measurement are documented on worksheet.

Date of Calibration : 22 July, 2010

Certificate issued : 22 July, 2010

Calibrated By :

Approved signatory :


Dai Bin
Jacky Leung

Reproduction of the complete certificate is allowed. Parts of the certificate may only be reproduced after written permission.

CERTIFICATE OF CALIBRATION

Certificate No. : 2KS100612-7

Page 2 of 2

Results :

List of performed (sub) test with test status:

“OK” Means the result of the (sub)test is Inside the tolerances stated in the test specifications.

“ - ” Means the result of the (sub)test is Outside these tolerances.

Test :	Subtest :	Status :
Noise	A	OK
Noise	C	OK
Noise	Lin	OK
Frequency Weighting	A	OK
Frequency Weighting	C	OK
Frequency Weighting	Lin	OK
Level Range Control	1000 Hz	OK
Linearity Range	SPL 10dB 4000 Hz	OK
Linearity Range	SPL 1dB 1000 Hz	OK
Linearity Range	Leq	OK
Linearity Range	SEL	OK
RMS Detector	CF 3	OK
RMS Detector	CF 5	OK
RMS Detector	CF 10	OK
RMS Detector	Symmetry	OK
Time Weighting	Difference Indication	OK
Time Weighting	Single Burst FAST	OK
Time Weighting	Single Burst SLOW	OK
Time Weighting	Single Burst IMPULSE	OK
Time Weighting	Repetitive Burst	OK
Time Weighting	Peak	OK
Time Averaging		OK
Pulse Range		OK
Overload	SPL	OK
Overload	SEL	OK
Acoustic Response	A	OK
Acoustic Response	Lin	OK

Calibration Equipment :

Description :	Make & Model :	Serial No. :	Last Cal. Date :	Traceable to:
Brüel & Kjær's Sound Level Meter Calibration System	B&K 9600	CAL2238A,	Ver.25.10.1999	
Digital Multi-meter	Datron 1281	27361	30 Sept, 2009	HKSCS (HOKLAS)
Sine/Noise Generator	B&K 1049	1314978	Test	B&K Conformance
Test Waveform Generator	B&K 5918	1482949	Test	B&K Conformance
Acoustical Calibrator	B&K 4226	1843103	11 Aug 2009	NPL via B&K (DANAK)

Calibrated By : *Dar R m*
Date : 22 July 2010

Checked By : *[Signature]*
Date : 22 July, 2010

CERTIFICATE OF CALIBRATION

Certificate No. : 2KS100705-2

Page 1 of 2

Calibration of :

Description :	Sound Level Meter	,	Microphone
Manufacture :	Brüel & Kjær		
Type No. :	2250	,	4950
Serial No. :	2722311		2698703

Client :

Lam Geotechnics Limited
11/F, Centre Point
181-185 Gloucester Road
Wanchai
Hong Kong

Calibration Conditions :

Air Temperature :	23	°C
Air Pressure :	101.9	kPa
Relative Humidity :	62	%

Test Specifications :

The Sound Level Meter has been calibrated in accordance with the requirements as specified in IEC 60651 and IEC 60804 type 1, and vendor specific procedures.

The measurements has been performed with the assistance of :
Brüel & Kjær's Sound Level Meter Calibration System B&K 9600 CAL2238A, Ver.25.10.1999
The standard(s) and instrument(s) used in the calibration are traceable to international standard and are calibrated on a schedule which is adjusted to maintain the required accuracy level.

Test Result :

A list of the performed (sub) tests is stated on page 2 of this certificate. Actual Measurement are documented on worksheet.

Date of Calibration : 03 Aug, 2010

Certificate issued : 03 Aug, 2010

Calibrated By :

Approved signatory :


Dai Bin
Jacky Leung

Reproduction of the complete certificate is allowed. Parts of the certificate may only be reproduced after written permission.

CERTIFICATE OF CALIBRATION

Certificate No. : 2KS100705-2

Page 2 of 2

Results :

List of performed (sub) test with test status:

“OK” Means the result of the (sub)test is Inside the tolerances stated in the test specifications.

“ - ” Means the result of the (sub)test is Outside these tolerances.

Test :	Subtest :	Status :
Noise	A	OK
Noise	C	OK
Noise	Lin	OK
Frequency Weighting	A	OK
Frequency Weighting	C	OK
Frequency Weighting	Lin	OK
Level Range Control	1000 Hz	OK
Linearity Range	SPL 10dB 4000 Hz	OK
Linearity Range	SPL 1dB 1000 Hz	OK
Linearity Range	Leq	OK
Linearity Range	SEL	OK
RMS Detector	CF 3	OK
RMS Detector	CF 5	OK
RMS Detector	CF 10	OK
RMS Detector	Symmetry	OK
Time Weighting	Difference Indication	OK
Time Weighting	Single Burst FAST	OK
Time Weighting	Single Burst SLOW	OK
Time Weighting	Single Burst IMPULSE	OK
Time Weighting	Repetitive Burst	OK
Time Weighting	Peak	OK
Time Averaging		OK
Pulse Range		OK
Overload	SPL	OK
Overload	SEL	OK
Acoustic Response	A	OK
Acoustic Response	Lin	OK

Calibration Equipment :

Brüel & Kjær's Sound Level Meter Calibration System B&K 9600 CAL2238A, Ver.25.10.1999

Description :	Make & Model :	Serial No. :	Last Cal. Date :	Traceable to:
Digital Multi-meter	Datron 1281	27361	30 Sept, 2009	HKSCS (HOKLAS)
Sine/Noise Generator	B&K 1049	1314978	Test	B&K Conformance
Test Waveform Generator	B&K 5918	1482949	Test	B&K Conformance
Acoustical Calibrator	B&K 4226	1843103	11 Aug 2009	NPL via B&K (DANAK)

Calibrated By : *Dai B m*
Date : 03 Aug 2010

Checked By : *Janly*
Date : 03 Aug, 2010



Lam Geotechnics Limited

Calibration Data for High Volume Sampler (TSP Sampler)

Location : CMA1b
 Equipment no. : EL452

Calibration Date : 05-Mar-11
 Calibration Due Date : 05-May-11

CALIBRATION OF CONTINUOUS FLOW RECORDER

Ambient Condition			
Temperature, T _a	290	Kelvin	Pressure, P _a 1019 mmHg

Orifice Transfer Standard Information					
Equipment No.	EL086	Slope, m _c	2.00300	Intercept, b _c	-0.00500
Last Calibration Date	28-Jun-10	$\left(H \times P_a / 1013.3 \times 298 / T_a \right)^{1/2}$ $= m_c \times Q_{std} + b_c$			
Next Calibration Date	28-Jun-11				

Calibration of RSP						
Calibration Point	Manometer Reading			Q _{std} (m ³ / min.)	Continuous Flow Recorder, W (CFM)	IC (W(P _a /1013.3x298/T _a) ^{1/2} /35.31)
	H (inches of water)					
		(up)	(down)	(difference)		
1	6.3	6.2	12.5	1.7968	60	60.9928
2	5.1	5.4	10.5	1.6470	53	53.8770
3	4.6	4.3	8.9	1.5165	47	47.7777
4	2.5	2.4	4.9	1.1259	36	36.5957
5	1.5	1.7	3.2	0.9104	26	26.4302

By Linear Regression of Y on X

Slope, m = 37.0414 Intercept, b = -6.6987
 Correlation Coefficient* = 0.9952
 Calibration Accepted = Yes/Ne**

* if Correlation Coefficient < 0.990, check and recalibration again.

** Delete as appropriate.

Remarks :			
Calibrated by :	<u>Derek Lo</u>	Checked by :	<u>Cherry Mak</u>
Date :	<u>05-Mar-11</u>	Date :	<u>06-Mar-11</u>



Lam Geotechnics Limited

Calibration Data for High Volume Sampler (TSP Sampler)

Location : CMA2a
 Equipment no. : EL449

Calibration Date : 28-Feb-11
 Calibration Due Date : 28-Apr-11

CALIBRATION OF CONTINUOUS FLOW RECORDER

Ambient Condition			
Temperature, T _a	290	Kelvin	Pressure, P _a
			1019 mmHg

Orifice Transfer Standard Information					
Equipment No.	EL086	Slope, m _c	2.00300	Intercept, b _c	-0.00500
Last Calibration Date	28-Jun-10	$\left(H \times P_a / 1013.3 \times 298 / T_a \right)^{1/2}$ $= m_c \times Q_{std} + b_c$			
Next Calibration Date	28-Jun-11				

Calibration of RSP						
Calibration Point	Manometer Reading			Q _{std} (m ³ / min.) X-axis	Continuous Flow Recorder, W (CFM)	IC (W(P _a /1013.3x298/T _a) ^{1/2} /35.31) Y-axis
	(up)	(down)	(difference)			
1	6.6	6.2	12.8	1.8182	52	52.8604
2	5.3	5.4	10.7	1.6626	47	47.7777
3	4.1	4.3	8.4	1.4734	41	41.6784
4	2.6	2.4	5	1.1373	32	32.5295
5	1.7	1.7	3.4	0.9383	23	23.3806

By Linear Regression of Y on X

Slope, m = 32.3583 Intercept, b = -5.8496
 Correlation Coefficient* = 0.9966
 Calibration Accepted = Yes/Ne**

* if Correlation Coefficient < 0.990, check and recalibration again.

** Delete as appropriate.

Remarks :			
Calibrated by :		Checked by :	
Derek Lo		Cherry Mak	
Date :		Date :	
28-Feb-11		28-Feb-11	



Lam Geotechnics Limited

Calibration Data for High Volume Sampler (TSP Sampler)

Location	IFC-E	Calibration Date	28-Feb-11
Equipment no.	EL455	Calibration Due Date	28-Apr-11

CALIBRATION OF CONTINUOUS FLOW RECORDER

Ambient Condition			
Temperature, T_a	290	Kelvin	Pressure, P_a 1019 mmHg

Orifice Transfer Standard Information					
Equipment No.	EL086	Slope, m_c	2.00300	Intercept, b_c	-0.00500
Last Calibration Date	28-Jun-10	$\left(H \times P_a / 1013.3 \times 298 / T_a \right)^{1/2}$ $= m_c \times Q_{std} + b_c$			
Next Calibration Date	28-Jun-11				

Calibration of RSP						
Calibration Point	Manometer Reading			Q_{std} ($m^3 / min.$)	Continuous Flow Recorder, W (CFM)	IC ($(W \times P_a / 1013.3 \times 298 / T_a)^{1/2} / 35.31$)
	H (inches of water)					
	(up)	(down)	(difference)			
1	6	6	12	1.7606	56	56.9266
2	4.8	4.8	9.6	1.5750	50	50.8273
3	3.7	3.7	7.4	1.3831	44	44.7280
4	2.3	2.3	4.6	1.0910	33	33.5460
5	1.4	1.4	2.8	0.8517	22	22.3640

By Linear Regression of Y on X

Slope, m	=	37.7292	Intercept, b	=	-8.5869
Correlation Coefficient*	=	0.9971			
Calibration Accepted	=	Yes/Ne**			

* if Correlation Coefficient < 0.990, check and recalibration again.

** Delete as appropriate.

Remarks :			
Calibrated by	Derek Lo	Checked by	Cherry Mak
Date	28-Feb-11	Date	28-Feb-11



Lam Geotechnics Limited

Calibration Data for High Volume Sampler (TSP Sampler)

Location : IFC-W
 Equipment no. : EL080

Calibration Date : 28-Feb-11
 Calibration Due Date : 28-Apr-11

CALIBRATION OF CONTINUOUS FLOW RECORDER

Ambient Condition			
Temperature, T _a	290	Kelvin	Pressure, P _a
			1019 mmHg

Orifice Transfer Standard Information					
Equipment No.	EL086	Slope, m _c	2.00300	Intercept, b _c	-0.00500
Last Calibration Date	28-Jun-10	$\left(H \times P_a / 1013.3 \times 298 / T_a \right)^{1/2}$ $= m_c \times Q_{std} + b_c$			
Next Calibration Date	28-Jun-11				

Calibration of RSP						
Calibration Point	Manometer Reading			Q _{std} (m ³ / min.) X-axis	Continuous Flow Recorder, W (CFM)	IC (W(P _a /1013.3x298/T _a) ^{1/2} /35.31) Y-axis
	(up)	(down)	(difference)			
1	6.2	6.2	12.4	1.7896	56	56.9266
2	5.4	5.4	10.8	1.6704	50	50.8273
3	4.3	4.3	8.6	1.4908	44	44.7280
4	2.4	2.4	4.8	1.1144	33	33.5460
5	1.4	1.7	3.1	0.8961	22	22.3640

By Linear Regression of Y on X

Slope, m = 36.5034 Intercept, b = -9.1435
 Correlation Coefficient* = 0.9952
 Calibration Accepted = Yes/Ne**

* if Correlation Coefficient < 0.990, check and recalibration again.

** Delete as appropriate.

Remarks :			
Calibrated by	: Derek Lo	Checked by	: Cherry Mak
Date	: 28-Feb-11	Date	: 28-Feb-11